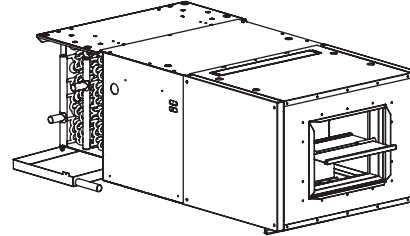
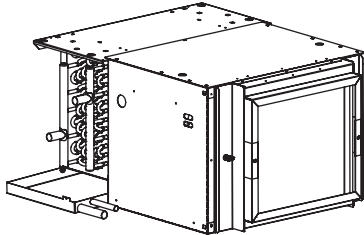


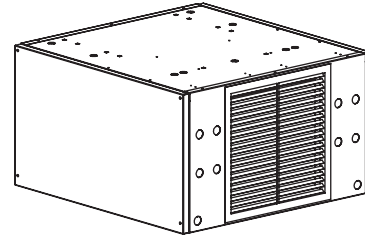
MODEL KHGH
HIGH PERFORMANCE FREE RETURN FAN COIL UNIT



MODEL KHGP
HIGH PERFORMANCE PLENUM RETURN FAN COIL UNIT



MODEL KHGP
HIGH PERFORMANCE PLENUM RETURN FAN COIL UNIT
W/MIXING BOX



MODEL KHGE
HIGH PERFORMANCE EXPOSED CABINET FAN COIL UNIT

WATER & DX COIL CONNECTION SIZES			
UNIT SIZE	TYPE	# ROWS	CONN. SIZE (OD)
06	HW	1	5/8
06	HW	2	5/8
06	HW	3	7/8
06	HW	4	7/8
06	CW OR DX	3	7/8
06	CW OR DX	4	7/8
06	CW OR DX	6	7/8
08	HW	1	5/8
08	HW	2	5/8
08	HW	3	7/8
08	HW	4	7/8
08	CW OR DX	3	7/8
08	CW OR DX	4	7/8
08	CW OR DX	6	7/8
10	HW	1	5/8
10	HW	2	5/8
10	HW	3	7/8
10	HW	4	7/8
10	CW OR DX	3	7/8

WATER & DX COIL CONNECTION SIZES			
UNIT SIZE	TYPE	# ROWS	CONN. SIZE (OD)
10	CW OR DX	4	7/8
10	CW OR DX	6	7/8
12	HW	1	5/8
12	HW	2	5/8
12	HW	3	7/8
12	HW	4	7/8
12	CW OR DX	3	7/8
12	CW OR DX	4	7/8
12	CW OR DX	6	7/8
14	HW	1	7/8
14	HW	2	7/8
14	HW	3	1 1/8
14	HW	4	1 1/8
14	CW OR DX	3	1 1/8
14	CW OR DX	4	1 1/8
14	CW OR DX	6	1 1/8
16	HW	1	7/8
16	HW	2	7/8
16	HW	3	1 1/8

WATER & DX COIL CONNECTION SIZES			
UNIT SIZE	TYPE	# ROWS	CONN. SIZE (OD)
16	HW	4	1 1/8
16	CW OR DX	3	1 1/8
16	CW OR DX	4	1 1/8
16	CW OR DX	6	1 1/8
18	HW	1	7/8
18	HW	2	7/8
18	HW	3	1 1/8
18	HW	4	1 1/8
18	CW OR DX	3	1 1/8
18	CW OR DX	4	1 1/8
18	CW OR DX	6	1 1/8
20	HW	1	7/8
20	HW	2	7/8
20	HW	3	1 1/8
20	HW	4	1 1/8
20	CW OR DX	3	1 1/8
20	CW OR DX	4	1 1/8
20	CW OR DX	6	1 1/8

NOTES:

1. Table applies to 1/2" and 3/8" tube diameters.
2. Number of circuits does not affect Coil connection size..