

## MODEL

- S80P - Steel, perforated return
- S580P - Aluminum, perforated return

## FEATURES

- 3/16" diameter holes on 1/4" staggered centers
- 51% free area
- 48"x48" maximum single unit size (S80P only)
- 48"x36" maximum single unit size (S580P only)

## GRILLE SIZES <sup>1</sup>

- Width: 6" - 240" (1/4" increments)
- Height: 4" - 240" (1/4" increments)

## FRAME STYLES

- F22 - Surface mount
- F23 - Lay-in T-bar <sup>2</sup>
- F98 - Narrow-T <sup>3</sup>

## PANEL SIZES

- 24"x12"
- 24"x24"
- 48"x24"

## COMPATIBLE OPTIONS AND ACCESSORIES

- Screw holes, knurled knob <sup>4</sup>, or 1/4-turn fasteners <sup>4</sup>
- 5FF - Filter frame to fit 1" or 2" filter by others (8"x8" to 48"x36" or 36"x48")
- 8PF - Steel plaster frame (48"x36" or 36"x48" max)
- 58PF - Aluminum plaster frame (48"x36" or 36"x48" max)
- OBD - Steel, square or rectangular damper
- 5OBD - Aluminum, square or rectangular damper
- POBD - Steel, square or rectangular painted damper
- SRAC325 - Steel, square to round adapter
- DS - Debris screen (1/4" mesh) or IS - Insect screen (1/16" mesh) <sup>5</sup>

NOTES: Not all options available with all configurations. Many options not compatible with other options. Size limitations on accessories. See website for complete compatibility.


<sup>1</sup> Max ordered size is 240"x96" or 96"x240". Units over 48"x48" provided in multiple sections.

<sup>2</sup> Minimum of 4" difference required between inlet and panel size for F23.


<sup>3</sup> F98 only available with 24"x12" and 24"x24" panels.

<sup>4</sup> Knurled knob and 1/4 turn fastening methods are only available with filter frame accessory.

<sup>5</sup> Only available with model S585.



S80P



S580P

WEB SEARCH: S80P or S580P

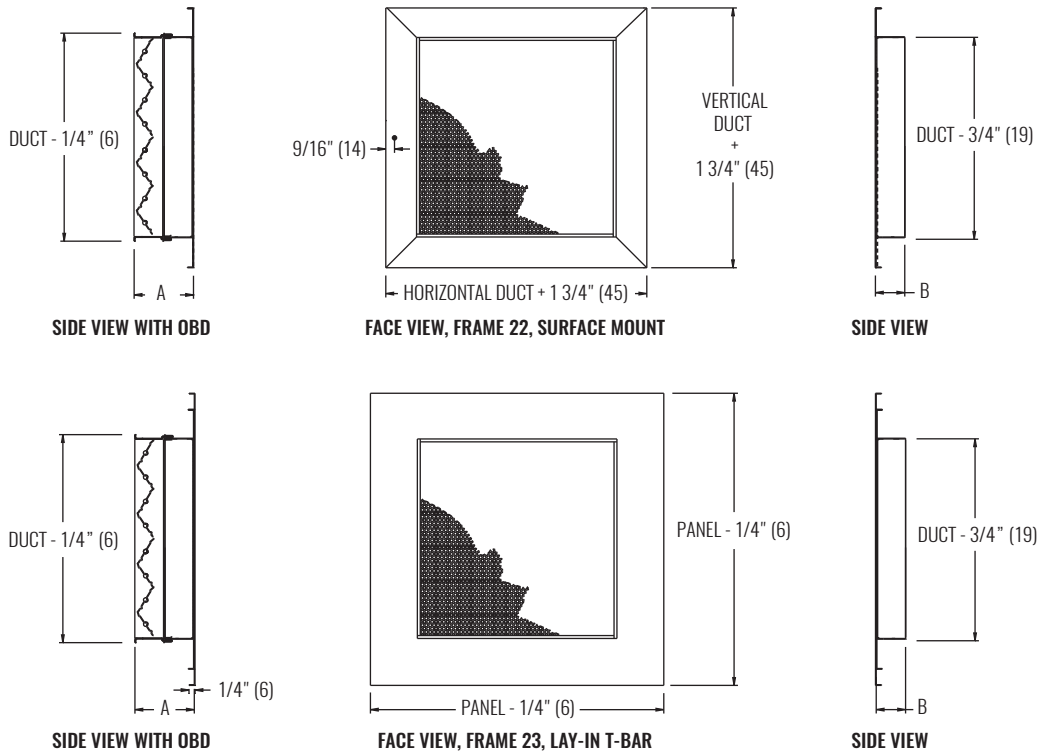


# S80P / S580P

Return Grille, Perforated Face



## DIMENSIONAL DATA



NOTES: Dimensions in parentheses are millimeters (mm). See table below for dimensional references.

## PERFORMANCE DATA

SIZE	PERFORMANCE		DIMENSIONS		
	NC (< 25)	NC (25 - 40)	MODEL	A	B
	CFM	CFM			
6"x6"	25 - 150	213 - 525	S80P	2 3/4" (70)	1 1/4" (32)
8"x8"	25 - 334	438 - 850	S580P	2 1/4" (57)	1" (25)
10"x10"	25 - 438	541 - 850	SEE BACK SUPPLEMENT FOR DESIGN INFORMATION		
12"x12"	25 - 616	813 - 1600	NOTES: Information shown is abbreviated. See website for complete information. Dimensions in parentheses are millimeters (mm). NC ranges are based on octave band 2 - 7 sound power levels minus a room absorption of 10dB, re 10 <sup>-12</sup> Watts. Data was obtained from tests conducted in accordance with ANSI/ASHRAE Standard 70, ISO Standard 5219, and ISO Standard 3741.		
14"x14"	125 - 594	828 - 2000			
16"x16"	100 - 700	1000 - 2500			
20"x20"	100 - 1375	1800 - 3500			
22"x22"	100 - 1563	2050 - 4000			
22"x10"	100 - 625	888 - 2200			
24"x12"	100 - 750	1075 - 2700			
30"x30"	100 - 2500	3300 - 6500			
34"x22"	100 - 2163	2850 - 5600			