

MODEL

- 1600 - Supply or return linear bar grille for ceiling, sidewall, or sill applications

FEATURES

- Extruded aluminum construction
- 0° or 15° blade deflection
- 1/4" (normal) or 1/2" (every other) bar spacing ¹
- 1/8" blade thickness
- Section lengths range from 6" to 72" long; units longer than 72" will consist of sections butted together

GRILLE SIZES

- Length: 6" - 999" (1/16" increments)
- Width: 2" - 24" (1/4" increments)

FRAME STYLES


- A - 1 1/4" flange
- B - 1" flange
- C - 3/4" flange
- D - 1/2" flange
- R - 1/4" flange
- AE - 1 1/4" flange with subframe
- BE - 1" flange with subframe
- CE - 3/4" flange with subframe
- DS - 1/2" flange with subframe
- RG - 3/8" flange with subframe

COMPATIBLE OPTIONS AND ACCESSORIES


- Custom curving, available on request
- Access door
- Screw holes, spring clips, or concealed mount
- Mitered corners (model 1600MC)
- LOBD - Steel, linear opposed blade damper
- 5LOBD - Aluminum, linear opposed blade damper
- SBD - Steel, single blade damper
- 5SBD - Aluminum, single blade damper
- BOS - Blank-off strip
- LSG - Linear straightening grid

NOTES: Not all options available with all configurations or one another. See website for complete compatibility.


¹ Normal spacing not available with concealed fastening.



1600 E



1600 N



CORRESPONDING MITERED CORNER, 1600MC. WO CONSTRUCTION SHOWN.

WEB SEARCH: 1600

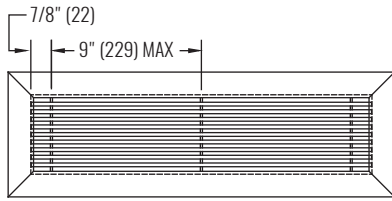


1600

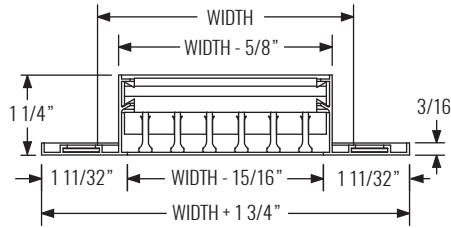
Linear Bar Grille for Ceiling, Sidewall, or Sill (1/8" Blade Thickness)



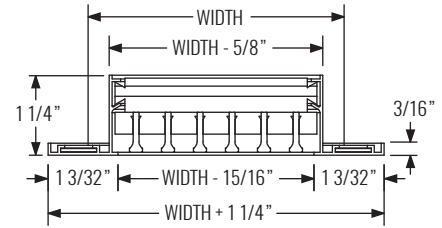
DIMENSIONAL DATA



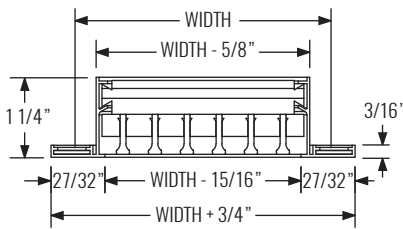
FACE VIEW



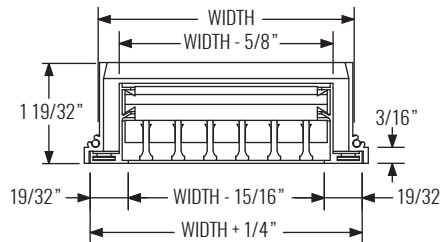
FRAME A



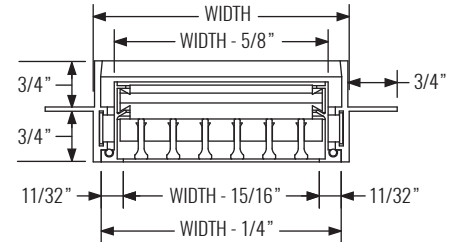
FRAME B



FRAME C



FRAME DS



FRAME RG

NOTES: Dimensions in parentheses are millimeters (mm). See website for complete 1600 grille length and width dimensional information.

PERFORMANCE DATA

SIZE	PERFORMANCE - 48" UNIT LENGTH															
	0° DEFL, 1/8" BARS, 1/4" SPACING				0° DEFL, 1/8" BARS, 1/2" SPACING				15° DEFL, 1/8" BARS, 1/4" SPACING				15° DEFL, 1/8" BARS, 1/2" SPACING			
	NC (< 25)		NC (25 - 40)		NC (< 25)		NC (25 - 40)		NC (< 25)		NC (25 - 40)		NC (< 25)		NC (25 - 40)	
	CFM/ft	THROW (ft)	CFM/ft	THROW (ft)	CFM/ft	THROW (ft)	CFM/ft	THROW (ft)	CFM/ft	THROW (ft)	CFM/ft	THROW (ft)	CFM/ft	THROW (ft)	CFM/ft	THROW (ft)
2"	20-60	11-22	80-100	26-29	40-80	18-26	100-140	29-34	30-50	16-20	60-90	22-27	40-70	18-24	85-115	27-31
3"	60-100	22-29	120-180	32-39	60-140	22-34	180-220	39-43	40-80	16-26	100-140	29-34	80-120	26-32	140-200	34-41
4"	70-130	24-32	160-250	36-46	100-190	29-40	235-325	44-52	50-110	17-30	140-200	34-41	100-160	29-36	190-280	40-48
5"	130-190	33-40	220-310	43-51	140-240	34-45	290-390	49-57	60-140	18-34	180-260	39-46	120-200	32-41	240-320	45-51
6"	140-220	34-43	260-380	46-56	150-270	35-47	330-510	52-65	80-160	22-36	200-320	41-51	140-240	34-45	290-390	49-57
7"	170-250	37-46	305-440	50-60	175-315	38-51	385-555	56-67	90-190	22-39	240-360	44-54	170-280	37-48	335-445	52-60
8"	200-300	41-50	350-500	54-64	200-360	41-55	440-600	60-70	100-220	23-43	280-400	48-58	200-320	41-51	380-500	56-64
9"	200-325	41-52	385-535	56-66	250-380	45-56	470-700	62-75	120-250	26-45	315-445	51-61	210-350	41-54	420-560	59-68
10"	200-350	41-54	425-575	59-69	300-400	50-58	500-800	64-81	140-280	29-48	350-490	54-64	220-380	42-56	460-620	62-72
12"	220-380	40-56	460-700	62-76	350-550	54-67	650-950	73-89	180-320	34-51	390-600	57-70	250-430	44-60	520-790	66-81
15"	310-500	51-64	590-875	68-83	450-590	61-69	730-1150	77-97	200-420	34-59	530-750	66-78	325-550	50-67	660-935	73-88
22"	375-650	50-73	785-1200	80-100	750-915	78-87	1080-1575	94-114	260-530	36-66	665-1005	74-91	550-695	67-76	840-1275	83-103

SEE BACK SUPPLEMENT FOR DESIGN INFORMATION

NOTES: Information shown is abbreviated. See website for complete information. Throw value ranges are given for isothermal conditions, unless otherwise noted, and a terminal velocity of 50 FPM (0.25 m/s). Throw measured at same angle of bar deflection with 0° being perpendicular to the grille face. NC ranges are based on octave band 2 - 7 sound power levels minus a room absorption of 10dB, re 10⁻¹² Watts. Data was obtained from tests conducted in accordance with ANSI/ASHRAE Standard 70, ISO Standard 5219, and ISO Standard 3741.

© Copyright Krueger 2018