

### MODEL

- 5DMGPU - Perforated spiral duct supply grille with universal end caps to accommodate multiple duct diameters

### FEATURES

- All aluminum construction
- Perforated face - 5/32" holes on 3/16" centers (63% free area)
- Ideal choice for exposed duct ceiling applications

### GRILLE SIZE

- Width: 10" - 48" (1" increments)
- Height      Min Width      Duct Diameter
 

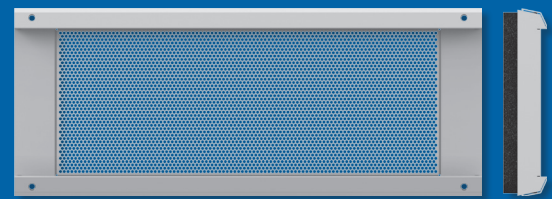
3"	10"	6" - 36"
4"	10"	10" - 36"
6"	10"	12" - 36"
8"	14"	20" - 36"
10"	16"	24" - 36"
- Duct diameter available in 2" increments

### COMPATIBLE OPTIONS AND ACCESSORIES


- Damper/Extractor <sup>1</sup>

#### NOTES:

<sup>1</sup> Damper/Extractor must be ordered with the product; cannot be retrofitted.



FACE AND SIDE VIEW (HORIZONTAL)



ISOMETRIC FRONT VIEW

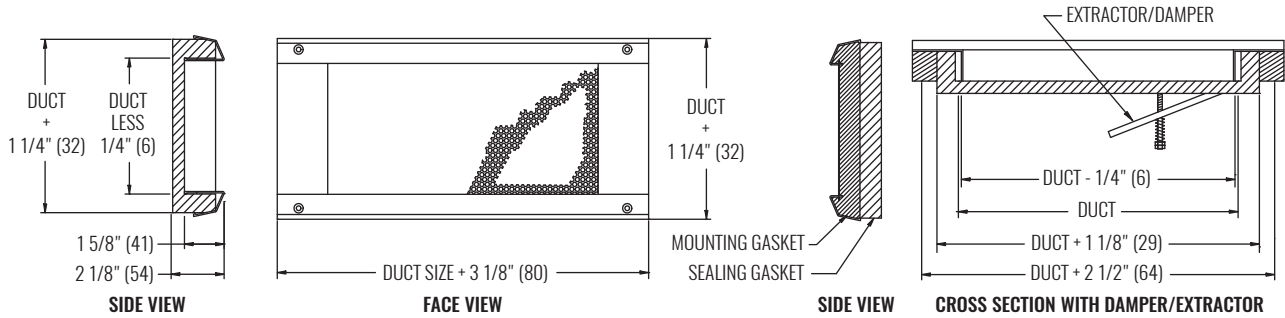


# 5DMGPU

Spiral Duct Grille, Perforated, Universal Endcap



## DIMENSIONAL DATA



### AVAILABLE SIZES AND MINIMUM DUCT DIAMETER

DESCRIPTION	HEIGHT				
	3" (76)	4" (102)	6" (152)	8" (203)	10" (254)
WIDTH MIN / MAX	10" (254) / 48" (1219)	10" (254) / 48" (1219)	10" (254) / 48" (1219)	14" (356) / 48" (1219)	16" (406) / 48" (1219)
DUCT DIAMETER MIN / MAX	6" (152) / 36" (914)	10" (254) / 36" (914)	12" (305) / 36" (914)	20" (508) / 36" (914)	24" (610) / 36" (914)

NOTES: Dimensions in parentheses are millimeters (mm).

## PERFORMANCE DATA

SIZE	PERFORMANCE - FREE JET THROW			
	NC (< 25)		NC (25 - 40)	
	CFM	THROW (ft)	CFM	THROW (ft)
10"x4"	63 - 230	9 - 24	269 - 639	18 - 28
12"x4"	76 - 279	7 - 18	299 - 735	19 - 30
10"x6"	101 - 342	8 - 20	366 - 902	21 - 33
14"x6"	145 - 444	10 - 23	474 - 1169	24 - 38
16"x6"	171 - 491	11 - 24	525 - 1293	25 - 40
12"x8"	174 - 498	10 - 25	532 - 1311	25 - 40
14"x8"	222 - 560	13 - 26	598 - 1474	27 - 42
18"x8"	261 - 677	14 - 29	723 - 1783	30 - 46
20"x8"	291 - 732	14 - 30	783 - 1929	31 - 48
20"x10"	349 - 873	16 - 32	931 - 2300	34 - 53
32"x12"	475 - 1425	15 - 42	1521 - 3753	43 - 67
36"x12"	515 - 1554	15 - 43	1659 - 4091	45 - 70

### SEE BACK SUPPLEMENT FOR DESIGN INFORMATION

Information shown is abbreviated. See website for complete information. Dimensions in parentheses are millimeters (mm). Throw value ranges are given for isothermal conditions, unless otherwise noted, and a terminal velocity of 50 FPM (0.25 m/s). NC ranges are based on octave band 2 - 7 sound power levels minus a room absorption of 10dB, re 10<sup>-12</sup> Watts. Data was obtained from tests conducted in accordance with ANSI/ASHRAE Standard 70, ISO Standard 5219, and ISO Standard 3741.