

MODEL

- 5600 - Aluminum, sightproof grille with 1 1/2" aluminum frame
- 5600A - Aluminum, sightproof grille with 1 1/2" aluminum frame on both sides, adjusting to fit a door thickness between 1 3/8" and 2 1/4"
- 5600F - Auxiliary frame only for 5600 and 5600A

FEATURES


- Aluminum construction
- Ensures privacy with sightproof blades
- Ideal choice for wall or door air transfer from room to room

GRILLE SIZE

- Width: 6" - 30" (1" increments)
- Height: 4" - 30" (1" increments)

COMPATIBLE OPTIONS AND ACCESSORIES

- Screw holes

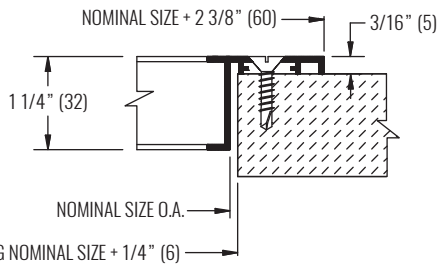
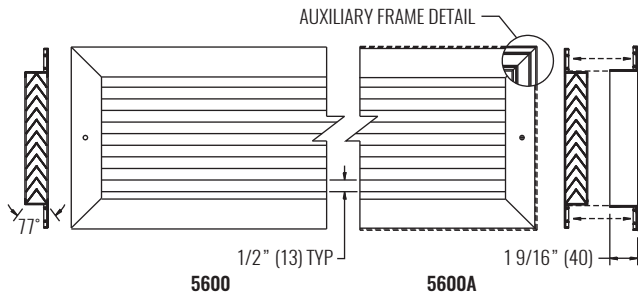


5600 / 5600A

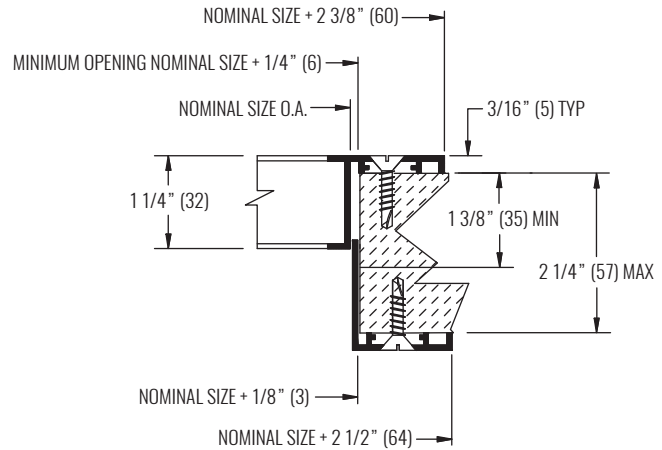
Transfer Grilles, Sightproof, Aluminum



DIMENSIONAL DATA



5600 INSTALLATION DETAIL



5600A INSTALLATION DETAIL

NOTES: Dimensions in parentheses are millimeters (mm).

PERFORMANCE DATA

SIZE	PERFORMANCE	
	NC (< 25)	NC (25 - 40)
NOMINAL	CFM	CFM
6"x6"	34 - 60	64 - 122
12"x10"	89 - 172	181 - 352
12"x12"	141 - 201	211 - 411
18"x8"	141 - 199	209 - 407
14"x14"	146 - 260	274 - 533
18"x12"	146 - 282	296 - 577
24"x10"	165 - 306	322 - 626
16"x16"	178 - 325	342 - 666
24"x12"	178 - 357	375 - 731
18"x18"	207 - 395	416 - 810
20"x20"	309 - 471	495 - 964
24"x24"	375 - 635	667 - 1300

SEE BACK SUPPLEMENT FOR DESIGN INFORMATION

NOTES: Information shown is abbreviated. See website for complete information. Dimensions in parentheses are millimeters (mm). Throw value ranges are given for isothermal conditions, unless otherwise noted, and a terminal velocity of 50 FPM (0.25 m/s). NC ranges are based on octave band 2 - 7 sound power levels minus a room absorption of 10dB, re 10⁻¹² Watts. Data was obtained from tests conducted in accordance with ANSI/ASHRAE Standard 70, ISO Standard 5219, and ISO Standard 3741.