

INTRODUCTION

The 9EGC5 egg-crate grille features a 1/2" x 1/2" x 1/2" stainless steel core with 1-3/8" flange. This allows large amounts of air to be returned through the grille while minimizing the pressure drop and sound. Surface mount and lay-in T-bar configurations are available.

MODEL


9EGC5 - 1/2"x1/2"x1/2" Stainless Steel Cube Core Return Grille with 1 3/8" Flange

FEATURES

- 304 Stainless steel construction (316 optional)
- 1/2" x 1/2" x 1/2" core
- Countersunk screw holes
- Standard finish is 90 - #4 Satin Polish or 44 - British White

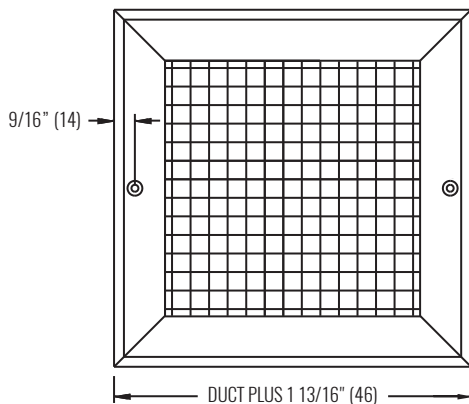
ACCESSORIES

- Stainless steel OBD welded to unit, adjustable from face of grille (model 9OBD)
- Plaster frame (model 98PF)
- Square to round adapter (9SRA)

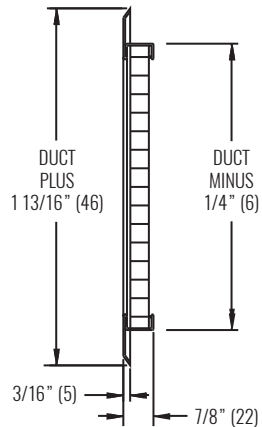


GRILLES | STAINLESS STEEL

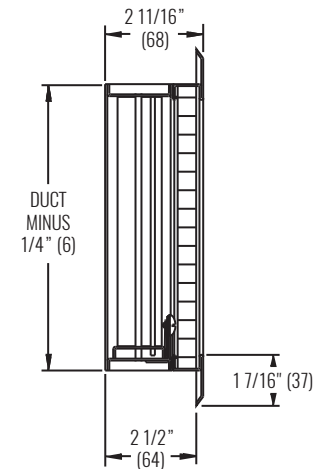
DIMENSIONAL DATA



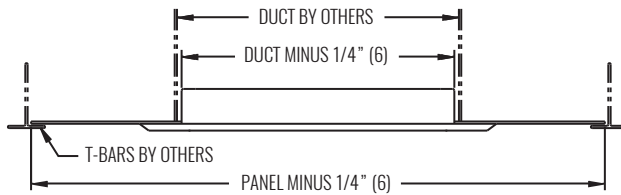
FACE VIEW



SIDE VIEW: FRAME 22, SURFACE MOUNT



SIDE VIEW: FRAME 22, SURFACE MOUNT (SHOWN WITH OBD)



SIDE VIEW: FRAME 23, LAY-IN T-BAR

NOTE: Dimensions in parentheses are millimeters (mm).

9EGC5

Stainless Steel Return Grille, Egg Crate



ENGINEERING SPECIFICATION & CONFIGURATION

9EGC5

The return grille shall be a Krueger model 9EGC5. This grille must have at least 90% free area for core style 1/2" x 1/2" x 1/2" core. The frame of the grille must be constructed of 20 gage stainless steel with counter sunk screw holes (#6 x 1 1/4" stainless sheet metal screws provided by manufacturer). This frame must also produce a border of 1 3/8" around all sides of the grille with mitered corners. Optional 304 stainless steel damper available made of 20 gage stainless steel welded to the return grille and operable from the face.

Optional 316 stainless steel construction available.

FINISH

The finish shall be 90 - #4 Satin Polish, obtained by finishing with a 120-grit abrasive, or 44 - British White.

1. SERIES: (XXXXX)

9EGC5 - Egg-crate Exhaust Grille
1/2" x 1/2" x 1/2" Core

2. WIDTH: (XX)

4" - 48" in 1" Increments

3. HEIGHT: (XX)

4" - 48" in 1" Increments

4. MATERIAL: (XXX)

304 - Stainless Steel Grade 304
316 - Stainless Steel Grade 316

5. FRAME STYLE: (XXX)

F22 - Surface Mount
F23 - Lay-in T-Bar

6. PANEL: (XX)x(XX)

None
24"x24" *
24"x48" *

7. FASTENING METHOD: (XX)

00 - No Screw Holes
01 - Countersunk Screw Holes **

8. DAMPER: (XX)

00 - No Damper
01 - Stainless Steel OBD †

9. ACCESSORIES: (XX) (XX)

00 - No Accessories
01 - Plaster Frame
XX - Square to Round Adapter ‡
(Specify size from 04 - 18" in increments of 2",
depending on neck size)

10. FINISH: (XX)

90 - #4 Satin Polish
44 - British White

* Only available with Frame 23.

** Unit shipped with #6x1 1/4" stainless steel sheet metal screws.

† Damper is welded to unit.

‡ Square to Round Adapter is not available with OBD.

SAMPLE CONFIGURATION: 9EGC5 - 22x22 - 316 - F22 - NONE - 00 - 01 - 00 - 90