

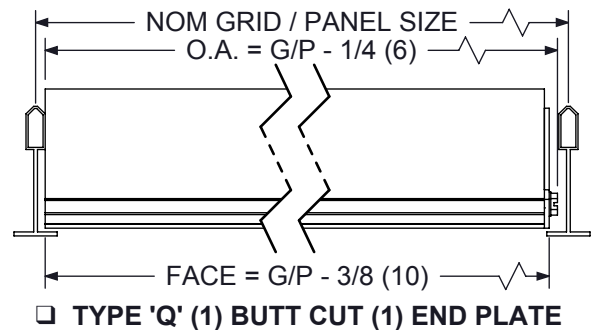
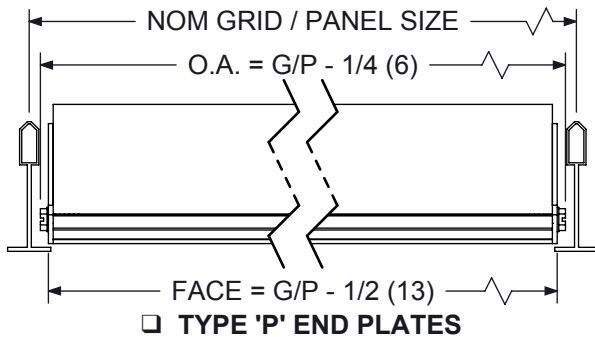
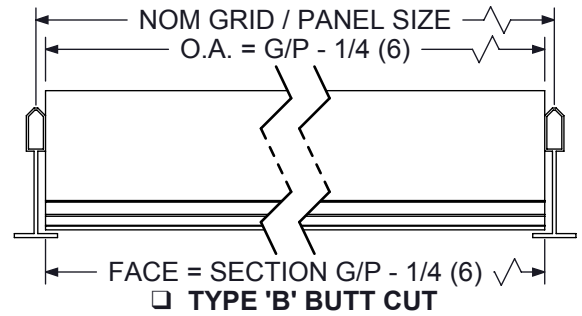
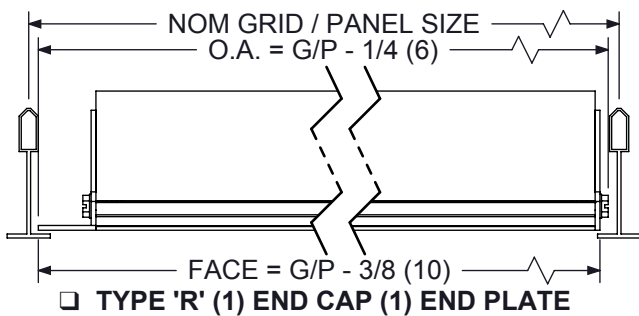
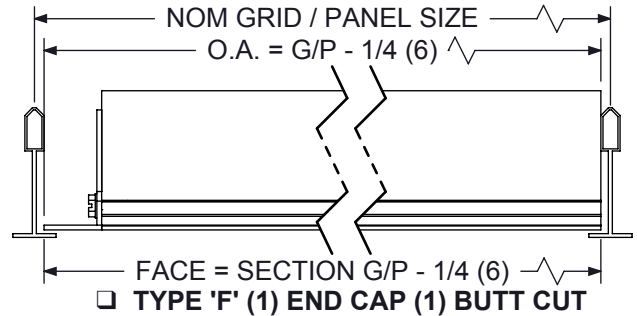
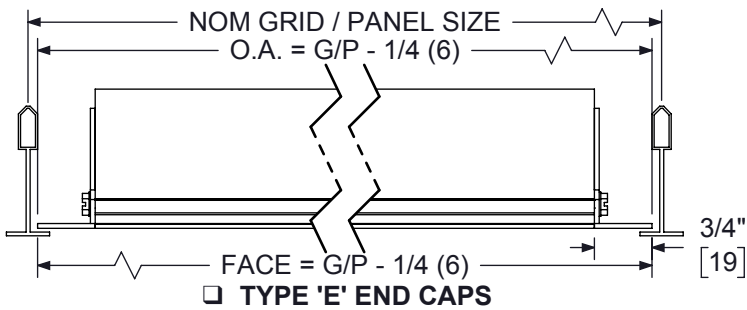
1900 SERIES LINEAR SLOT DIFFUSER

SIZING GUIDE - FRAME 'A'

LENGTH DIMENSIONAL DETAILS

JOB NAME _____
 ENGINEER _____
 CONTRACTOR _____
 TAG _____

SUBMITTAL SHEET



*SEE NOTE 3	ORDER LENGTH						
	* DIMENSION SPECIFIED	12 (305)	24 (610)	36 (914)	48 (1219)	60 (1524)	72 (1829)
UNIT TYPE	ACTUAL O.A. FACE LENGTH						
E - END CAPS	G/P - 1/4 (6)	11 3/4 (298)	23 3/4 (603)	35 3/4 (908)	47 3/4 (1213)	59 3/4 (1518)	71 3/4 (1822)
R - CAP / PLATE	G/P - 3/8 (10)	11 5/8 (295)	23 5/8 (600)	35 5/8 (905)	47 5/8 (1210)	59 5/8 (1514)	71 5/8 (1819)
P - END PLATES	G/P - 1/2 (13)	11 1/2 (292)	23 1/2 (597)	35 1/2 (902)	47 1/2 (1207)	59 1/2 (1511)	71 1/2 (1816)
F - END CAP	G/P - 1/4 (6)	11 3/4 (298)	23 3/4 (603)	35 3/4 (908)	47 3/4 (1213)	59 3/4 (1518)	71 3/4 (1822)
B - BUTT CUT	G/P - 1/4 (6)	11 3/4 (298)	23 3/4 (603)	35 3/4 (908)	47 3/4 (1213)	59 3/4 (1518)	71 3/4 (1822)
Q - END PLATE	G/P - 3/8 (10)	11 5/8 (295)	23 5/8 (600)	35 5/8 (905)	47 5/8 (1210)	59 5/8 (1514)	71 5/8 (1819)

NOTES :

- Defined as a Tee Bar Application, Frame 'A' Length is Ordered as a Nominal Grid / Panel Length.
 - G/P Equals Nominal Grid / Panel Length
 - O.A. Equals Actual Face Length
- Single Unit Lengths Range from the Nominal G/P 12" (305) to 72" (1829). Longer Units Consist of

- Multiple Sections Butt Together with Alignment Pins
- Unit Application Requiring a Specific O.A. Dimension Should be Noted as Such on the Order
- All Tee Bars are Provided by Others
- See Form DS0700 for Slot and Width Details
- See Form DS0711 for 1900 Boot Information

Revision Date: 08/21/2017

Form: DS0712.2

Replaces: DS0712.1

SHEET 1 OF 1

Product Information is Subject to Change Without Notice

DIMENSIONS GIVEN AS INCHES (MM)