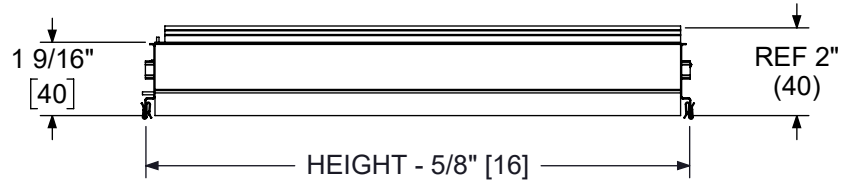
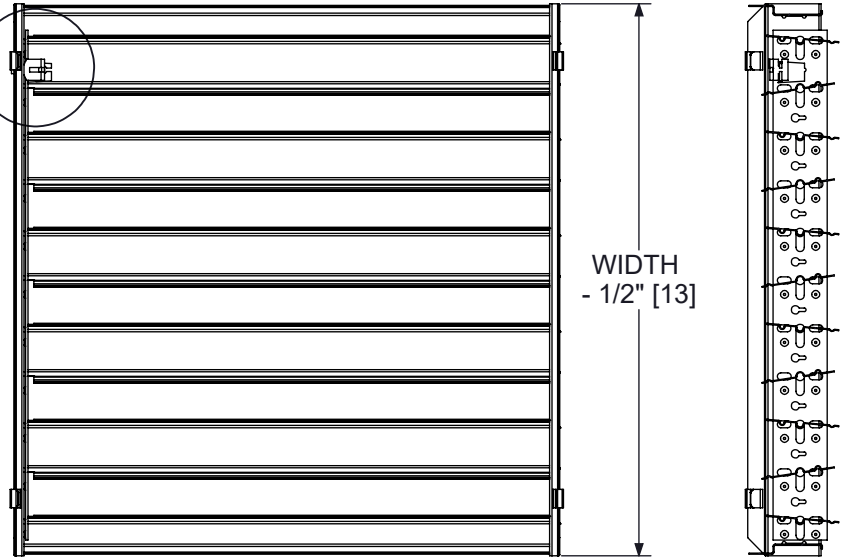
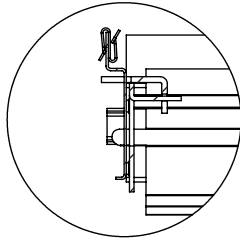


**OBD**  
**STEEL OPPOSED BLADE DAMPER**
**SUBMITTAL SHEET**
 **OBD**

 MAXIMUM INDIVIDUAL UNIT  
 18" (457) X 24" (610)  
 SEE CHART BELOW

 WIDTH: \_\_\_\_\_  
 HEIGHT: \_\_\_\_\_


ACTUATOR DETAIL



DIMENSIONS ARE GIVEN AS INCHES (MM)

**NOTES:**

1. OBD STEEL CONSTRUCTION.
2. OPPOSED BLADE DAMPER IS OPERATED THROUGH THE FACE OF THE SPECIFIED UNIT.
3. STANDARD FINISH IS #01 MILL.
4. OUTER DIMENSION IS MEASURED TO THE EDGE OF THE S-CLIPS.
5. ORDERED WIDTH AND HEIGHT EQUAL TO DUCT DIMENSIONS

**NOMINAL SIZE CONFIGURATION CHART**  
 ORDER DAMPERS TO MATCH FULL DUCT SIZE

	6	8	10	12	14	16	18	20	22	24	26	28	30	32	34	36	38	40	48
4	SINGLE UNIT SIZES										2 SECTIONS								
6																			
8																			
10																			
12																			
14																			
16	2 SECTIONS										3 SECTIONS								
18																			
20	2 SECTIONS										4 SECTIONS								
22																			
24	2 SECTIONS										3 SECTIONS								
26																			
28	2 SECTIONS										6 SECTIONS								
30																			
32	2 SECTIONS										3 SECTIONS								
34																			
36	2 SECTIONS										4 SECTIONS								
38																			
40	2 SECTIONS										6 SECTIONS								
42																			
44	2 SECTIONS										3 SECTIONS								
46																			
48	2 SECTIONS										6 SECTIONS								