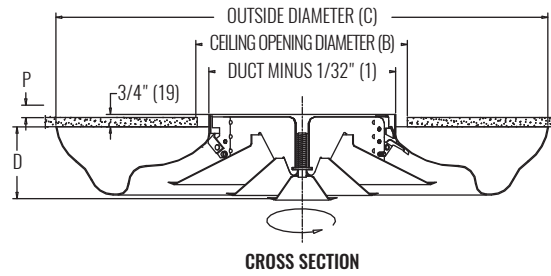


**DIMENSIONAL DATA | RA4 (4-CONES, FULLY ADJUSTABLE, ANTI-SMUDGE)**

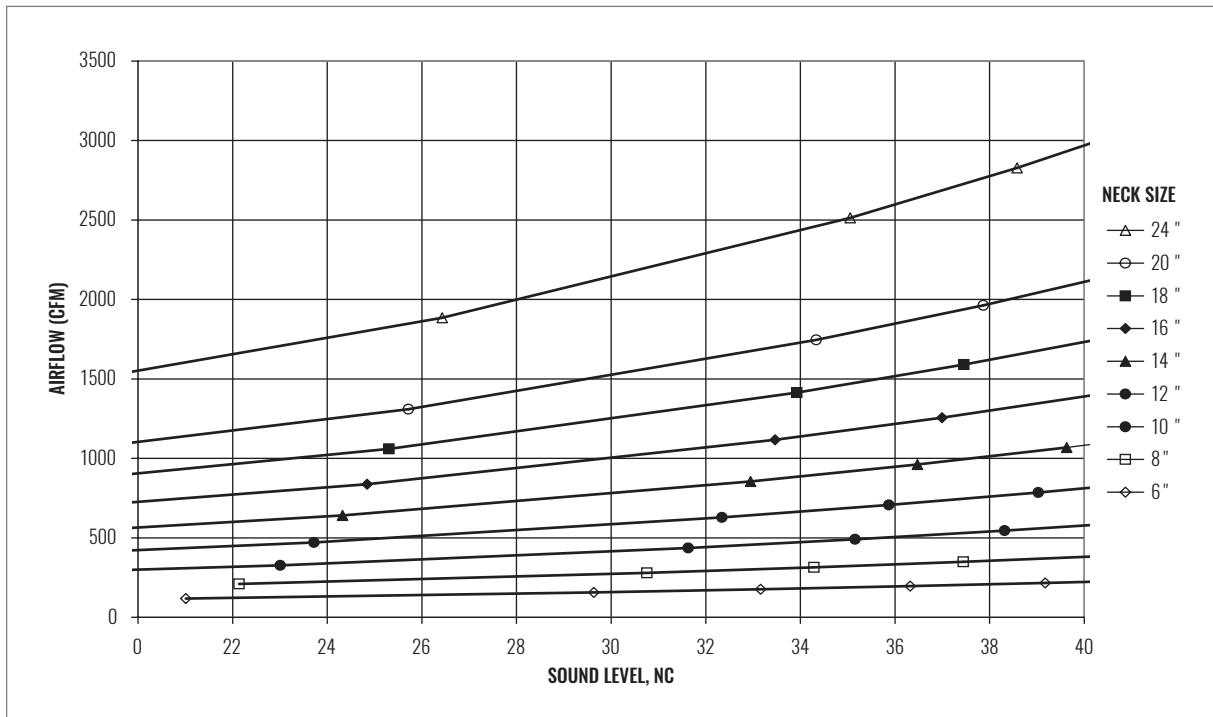


AVAILABLE NECK SIZES					
NOMINAL ROUND DUCT SIZE	POSITION 1 (HORIZONTAL) D	POSITION 3 (VERTICAL) D	P	CEILING OPENING DIAMETER B	OUTSIDE DIAMETER C
6"	3 1/16" (78)	2 5/16" (59)	-	7" (178)	17 3/8" (441)
8"	3 15/16" (100)	3" (76)	-	9" (229)	23 1/4" (591)
10"	4 7/8" (124)	3 3/4" (95)	-	11" (279)	29" (737)
12"	5 15/16" (151)	4 1/2" (114)	-	13" (330)	34 7/8" (886)
14"	6 7/8" (175)	4 15/16" (125)	2 1/2" (64)	15" (381)	40 5/8" (1032)
16"	7 9/16" (192)	5 9/16" (141)	2 5/8" (67)	17" (432)	46 3/8" (1178)
18"	8 5/8" (219)	6 3/8" (162)	2 3/4" (70)	19" (483)	51 3/8" (1305)
20"	9 1/2" (241)	7" (178)	3 1/2" (89)	21" (533)	56 1/4" (1429)
24"	11 3/8" (289)	8 3/8" (213)	3 1/8" (79)	25" (635)	67 1/2" (1715)

**NOTE:** Dimensions in parentheses are millimeters (mm).

**SOUND CHART | RA4 (4-CONES, FULLY ADJUSTABLE, ANTI-SMUDGE)**

**AIRFLOW VS. NC LEVEL (NO DAMPER)**



# RM & RA SERIES

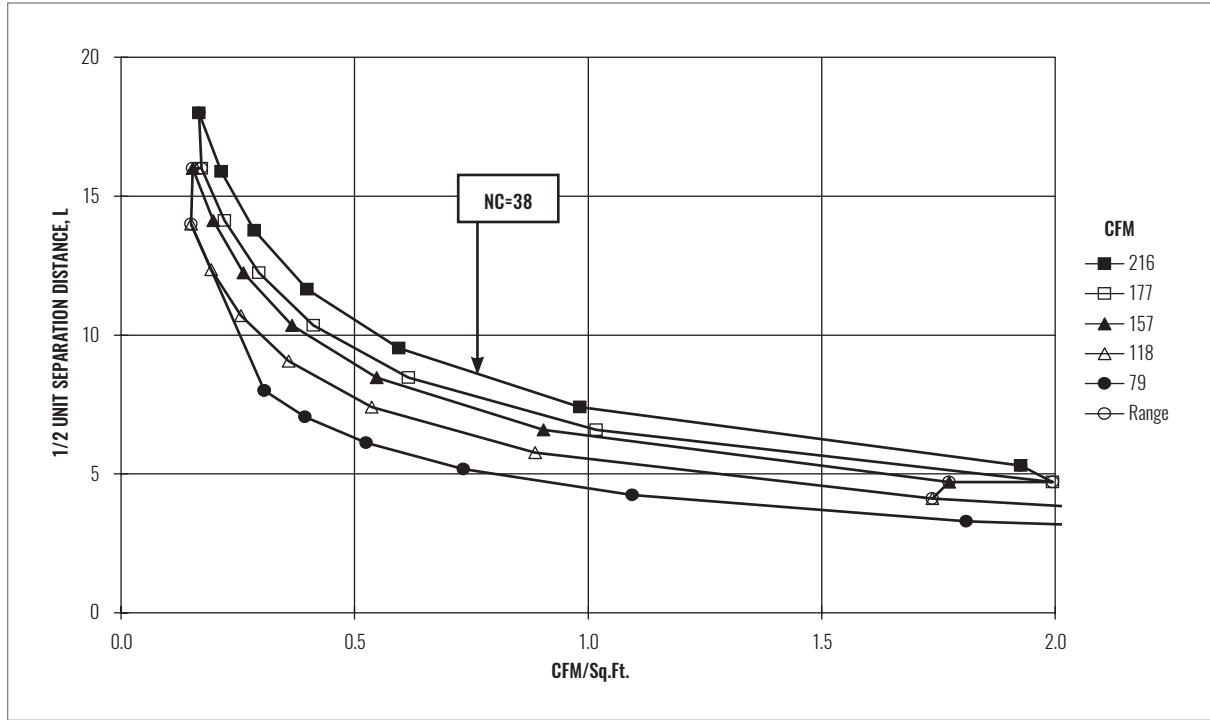
Round Diffusers, 3 and 4 Cones



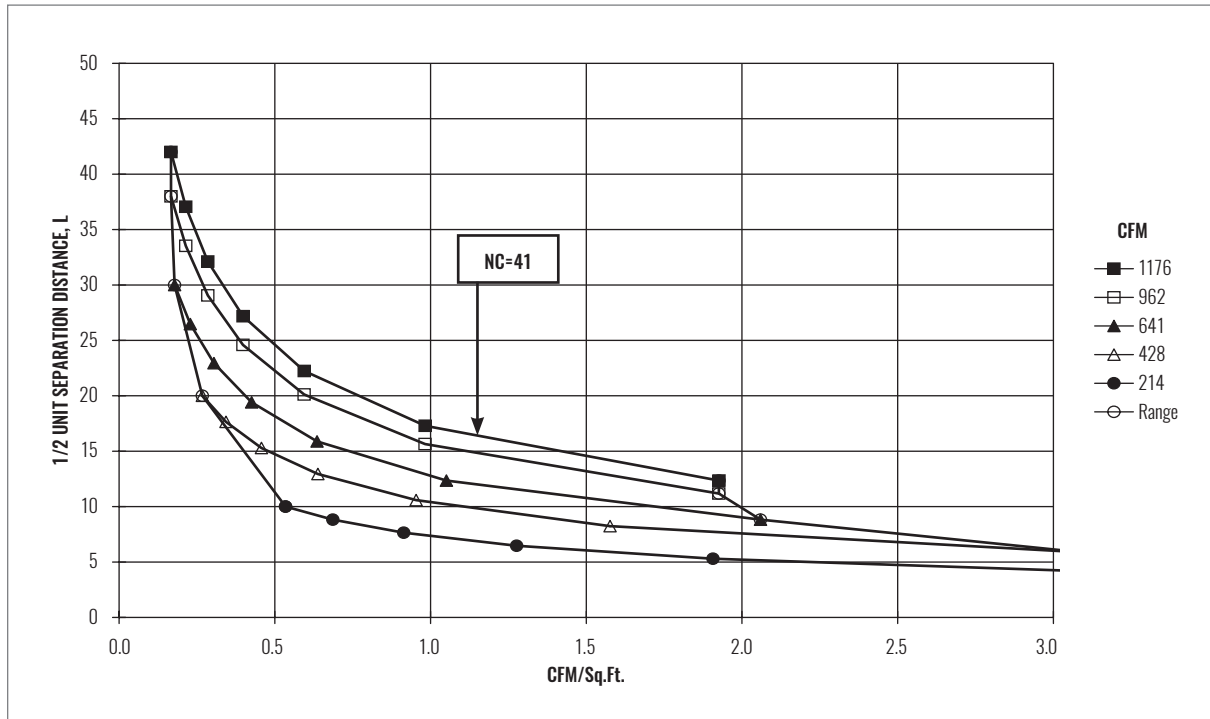
DIFFUSERS | ROUND

## ADPI CHARTS | RM2, RM4, RA2, RA4 (4-CONES) | HORIZONTAL THROW

### UNIT SPACING FOR 80% ADPI (6" NECK, NO DAMPER)



### UNIT SPACING FOR 80% ADPI (14" NECK, NO DAMPER)



**NOTES:** Charts are at 20 BTUH/ft<sup>2</sup> loads. See the Engineering section of this catalog for instructions on how to read these charts and additional ADPI information.