

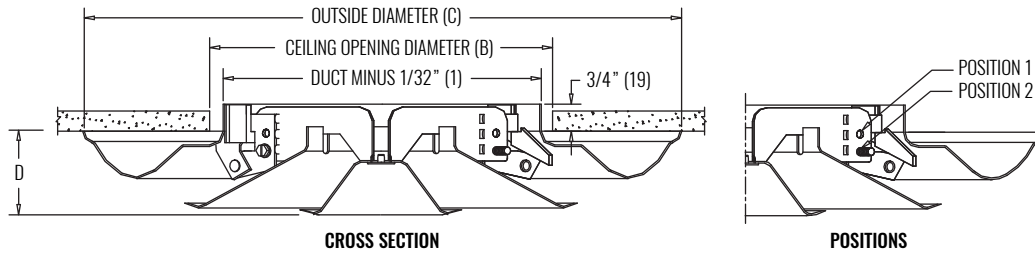
RM & RA SERIES

Round Diffusers, 3 and 4 Cones



DIFFUSERS | ROUND

DIMENSIONAL DATA | RM1, 5RM1 (3-CONES, 2-POSITION)

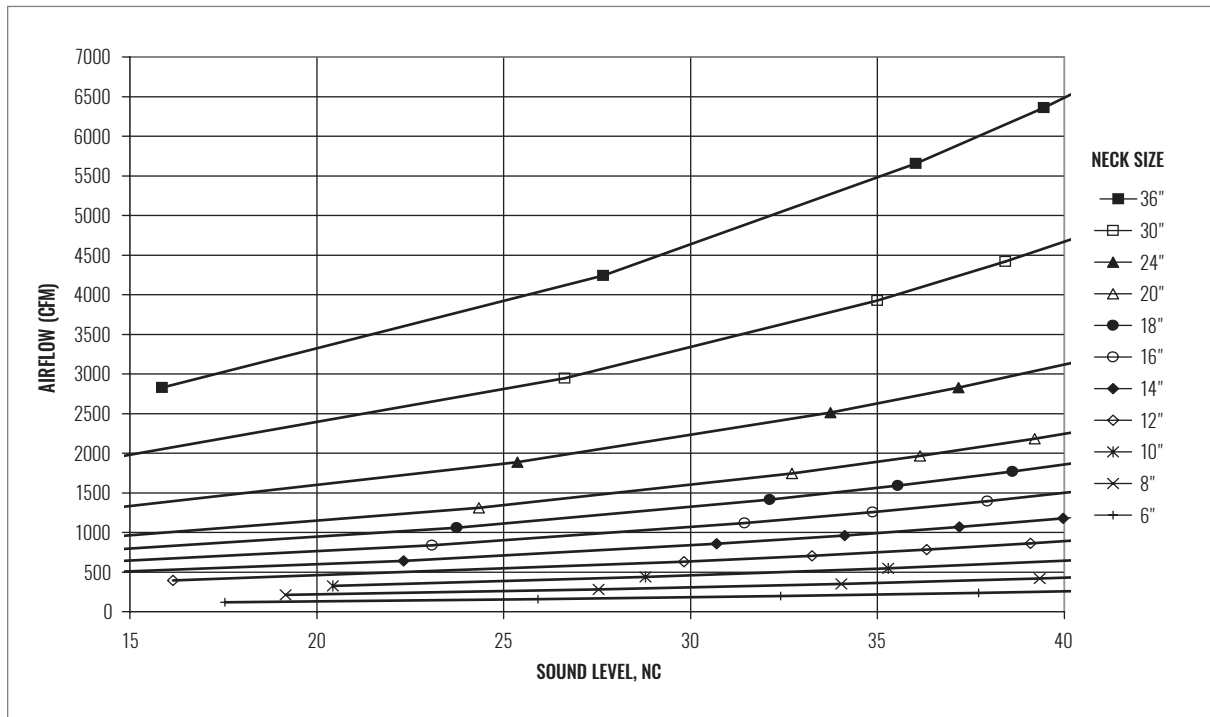


AVAILABLE NECK SIZES					
NOMINAL ROUND DUCT SIZE STEEL (RM1)	NOMINAL ROUND DUCT SIZE ALUMINUM (5RM1)	B	C	POSITION 1 D	POSITION 2 D
6"	6"	6 1/2" (165)	11 1/8" (283)	1 3/4" (44)	1 1/8" (29)
8"	8"	8 1/2" (216)	14 3/4" (375)	2 1/8" (54)	1 1/2" (38)
10"	10"	10 1/2" (267)	18 1/4" (460)	2 7/8" (73)	2 1/8" (54)
12"	12"	12 1/2" (318)	22" (559)	3 1/8" (79)	2 3/8" (60)
14"	14"	14 1/2" (368)	26" (660)	3 3/8" (86)	2 5/8" (67)
16"	16"	16 1/2" (419)	29" (737)	4" (102)	3 1/4" (83)
18"	18"	18 1/2" (470)	32 1/2" (826)	4 3/4" (121)	3 7/8" (98)
20"	-	20 1/2" (520)	36" (914)	5 7/8" (149)	4 7/8" (124)
24"	-	24 1/2" (622)	43 1/4" (1095)	7 3/4" (197)	6 5/8" (168)
30"	-	30 1/2" (775)	53 3/4" (1365)	8 1/8" (206)	6 5/8" (168)
36"	-	36 1/2" (927)	64 1/2" (1638)	10 1/8" (257)	8 3/8" (213)

NOTE: Dimensions in parentheses are millimeters (mm).

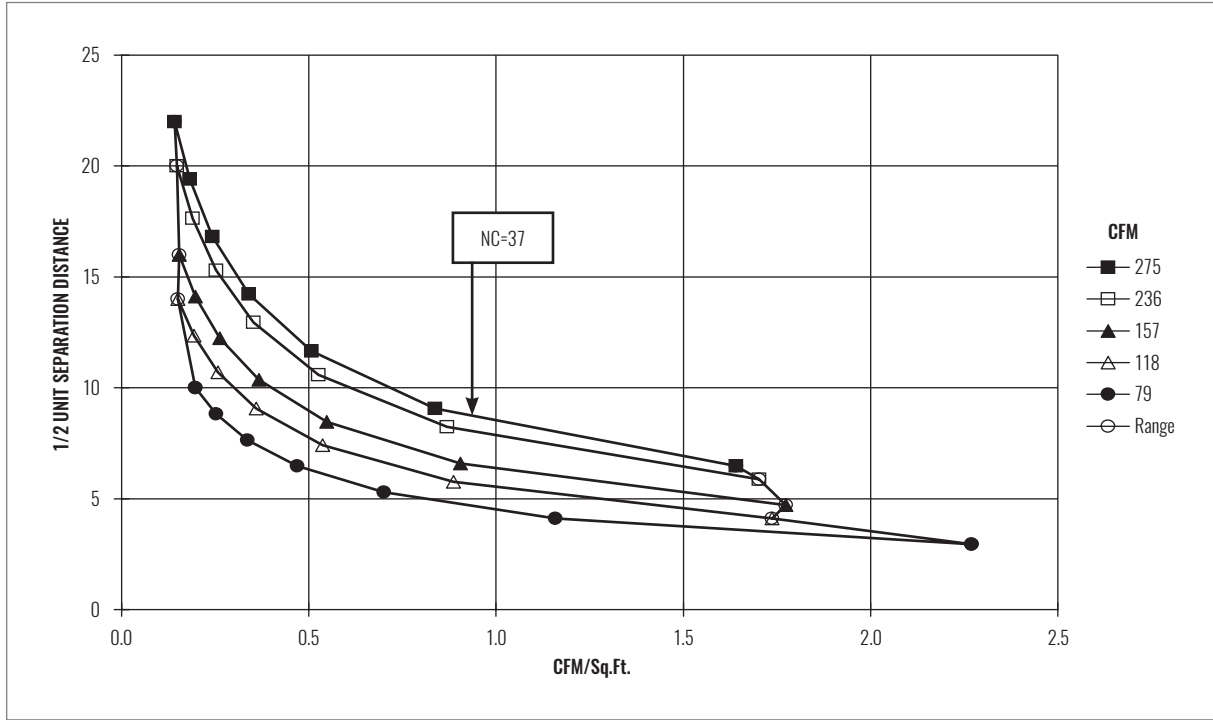
SOUND CHART | RM1, 5RM1 (3-CONES, 2-POSITION)

AIRFLOW VS. NC LEVEL (NO DAMPER)

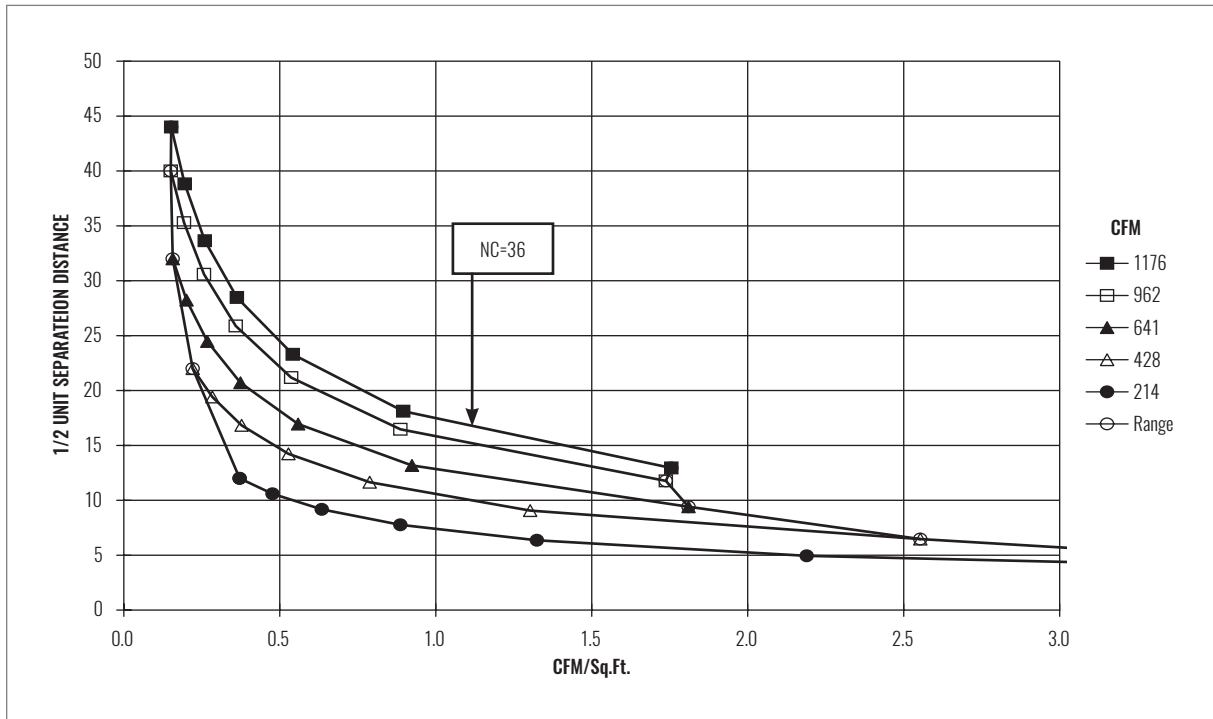


ADPI CHARTS | RM1, 5RM1 (3-CONES, 2-POSITION) | HORIZONTAL THROW

DIFFUSER SPACING FOR 80% ADPI (6" NECK, NO DAMPER)



DIFFUSER SPACING FOR 80% ADPI (14" NECK, NO DAMPER)



NOTES: Charts are at 20 BTUH/ft² loads. See the Engineering section of this catalog for instructions on how to read these charts and additional ADPI information.

DIFFUSERS | ROUND