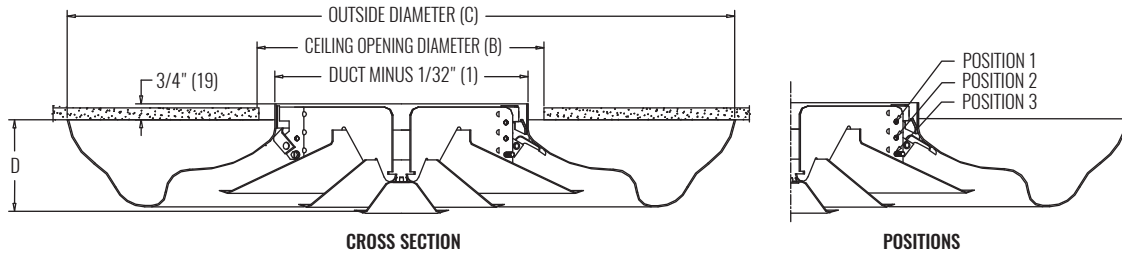


DIMENSIONAL DATA | RM4, 5RM4 (4-CONES, 3-POSITION, ANTI-SMUDGE)

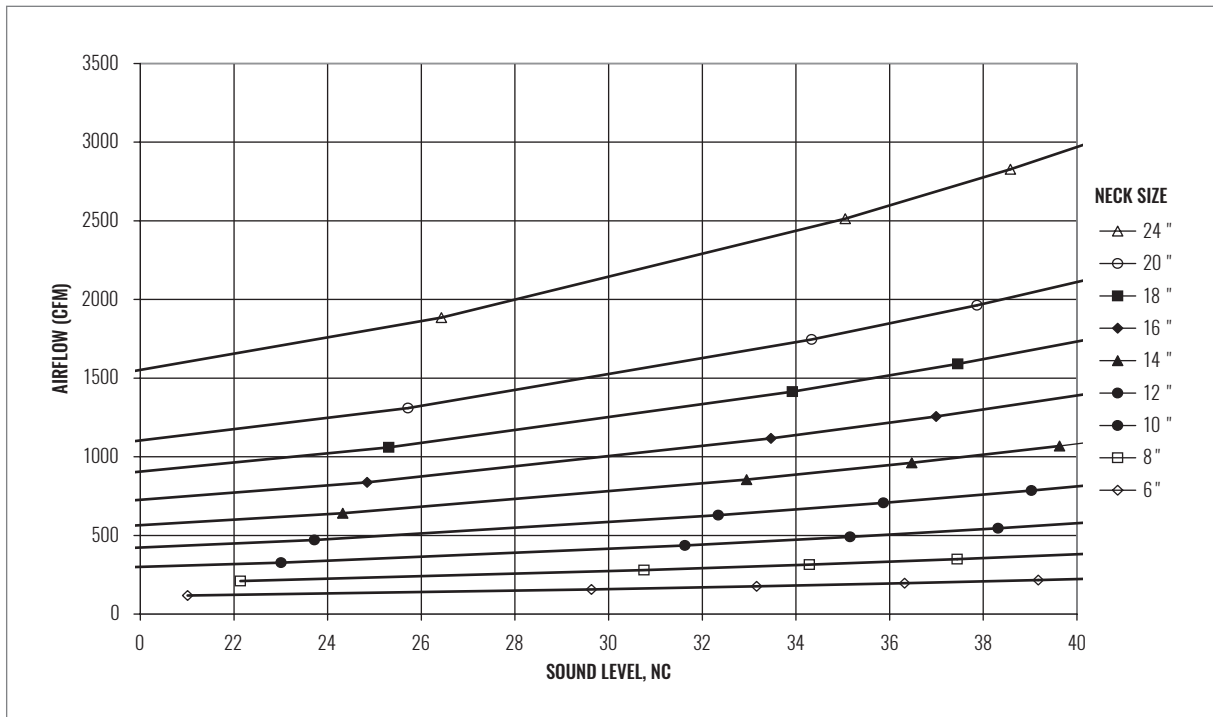


AVAILABLE NECK SIZES					
NOMINAL ROUND DUCT SIZE STEEL (RM4)	NOMINAL ROUND DUCT SIZE ALUMINUM (5RM4)	POSITION 1 (HORIZONTAL) D	POSITION 3 (VERTICAL) D	CEILING OPENING DIAMETER B	OUTSIDE DIAMETER C
6"	6"	3 1/16" (78)	2 5/16" (59)	7" (178)	17 3/8" (441)
8"	8"	3 15/16" (100)	3" (76)	9" (229)	23 1/4" (591)
10"	10"	4 7/8" (124)	3 3/4" (95)	11" (279)	29" (737)
12"	12"	5 15/16" (151)	4 1/2" (114)	13" (330)	34 7/8" (886)
14"	14"	6 7/8" (175)	4 15/16" (125)	15" (381)	40 5/8" (1032)
16"	16"	7 9/16" (192)	5 9/16" (141)	17" (432)	46 3/8" (1178)
18"	18"	8 5/8" (219)	6 3/8" (162)	19" (483)	51 3/8" (1305)
20"	-	9 1/2" (241)	7" (178)	21" (533)	56 1/4" (1429)
24"	-	11 3/8" (289)	8 3/8" (213)	25" (635)	67 1/2" (1715)

NOTE: Unit shipped in position 3. Dimensions in parentheses are millimeters (mm).

SOUND CHART | RM4, 5RM4 (4-CONES, 3-POSITION, ANTI-SMUDGE)

AIRFLOW VS. NC LEVEL (NO DAMPER)



RM & RA SERIES

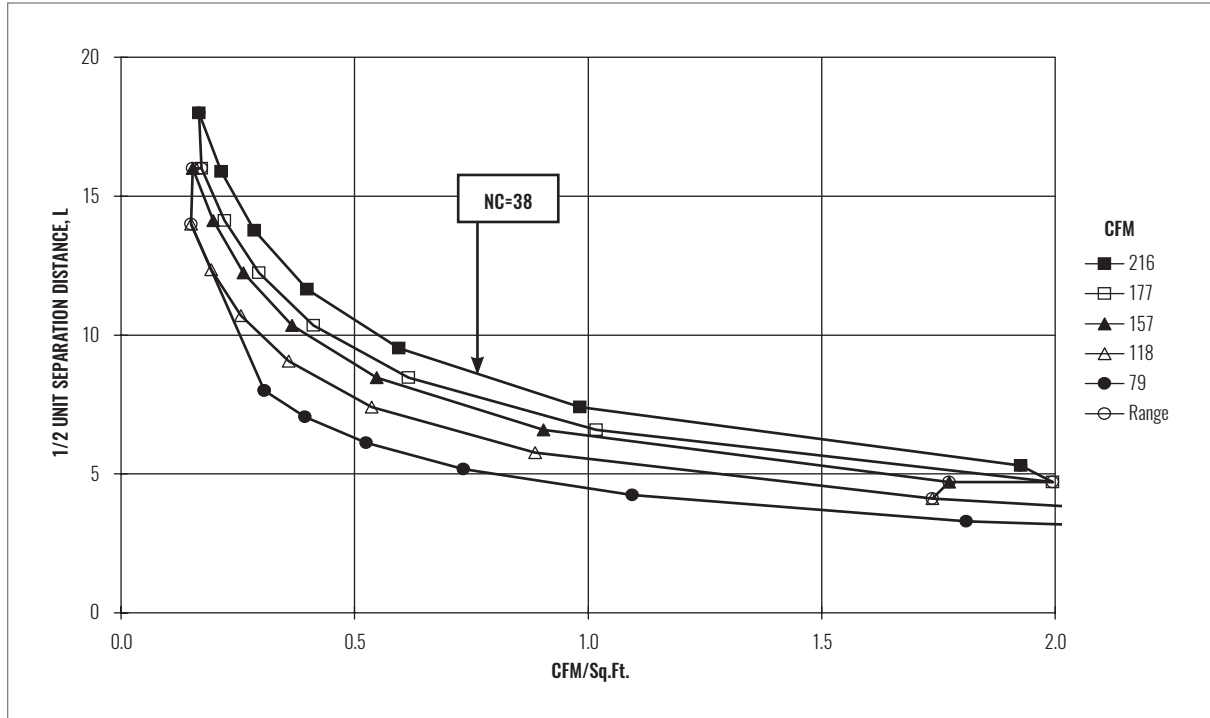
Round Diffusers, 3 and 4 Cones



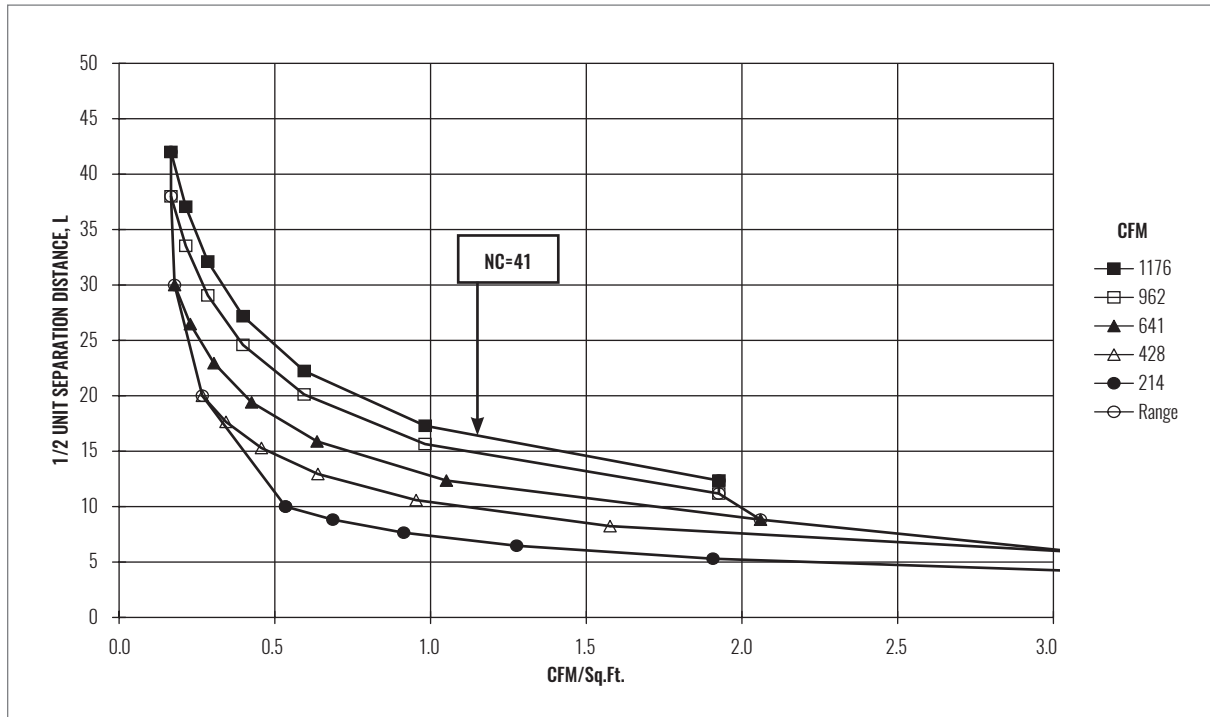
DIFFUSERS | ROUND

ADPI CHARTS | RM2, RM4, RA2, RA4 (4-CONES) | HORIZONTAL THROW

UNIT SPACING FOR 80% ADPI (6" NECK, NO DAMPER)



UNIT SPACING FOR 80% ADPI (14" NECK, NO DAMPER)



NOTES: Charts are at 20 BTUH/ft² loads. See the Engineering section of this catalog for instructions on how to read these charts and additional ADPI information.