

5815

**Introduction: 5815**

The 5815 series removable, reversible core supply grille feature fixed front blades and adjustable rear blades. The front blades are spaced 1/4" apart and designed with 15° deflection on one side and 5° deflection on the other. Removing and rotating the core allows for fixed 15° and 5° up or down deflection settings. The rear blades are adjusted to set the spread of the discharge air. The 5815 grille is mounted by removing the core and attaching the neck of the frame to the duct work resulting in a clean installation with hidden screws. These grilles are an excellent choice for applications that require an architectural quality supply grille.

**ACCESSORIES**

- Steel Opposed Blade Damper (Model OBD)
- Steel Painted Opposed Blade Damper (Model POBD)
- Aluminum Opposed Blade Damper (Model 5OBD)

**MODEL**

5815 - Fixed Blade, Removable, Reversible Core, Aluminum Supply Grille

**FEATURES**

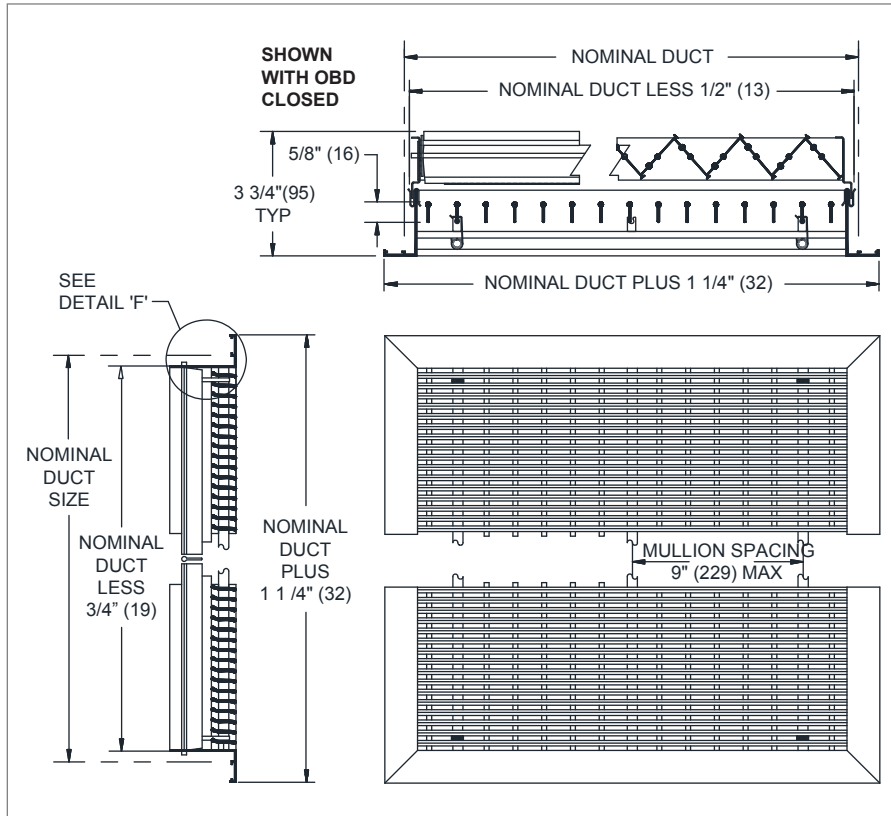
- Adjustable rear deflection blades.
- 5° Up or down deflection.
- 15° Up or down deflection.
- Concealed mounting.

**FINISHES**

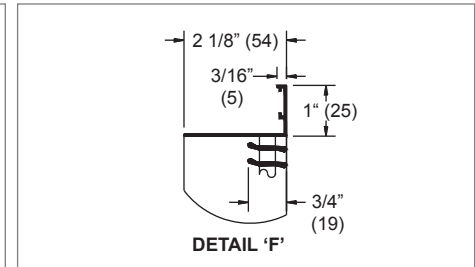
- Standard finish is #44 British White.
- Optional finishes available.

**5815 Dimensional Information**

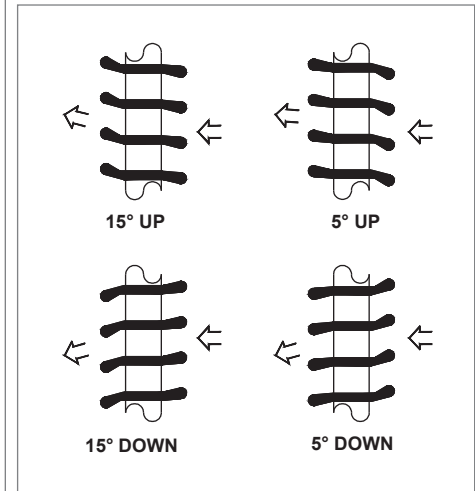
**5815, FACE VIEW, SIDE VIEW, & CROSS SECTION**



**5815, FRAME DETAILS**



**5815, CORE ADJUSTMENT**



NOTE: Dimensions in parentheses are mm.

SUPPLY GRILLES

5  
8  
1  
5