


INTRODUCTION

The 91610, 91620 and 91520 architectural linear stainless steel bar grilles are designed to provide a clean, strong, horizontal look while offering optimum performance. The availability of a variety of frames allow the grilles to blend, compliment, or contrast with the ceiling, sidewall, or sill installations. These grilles can be used on supply or return portions of heating, cooling or ventilation systems. The 91610, 91620 and 91520 series linear stainless steel bar grille is an excellent choice for installation in soffit/sill applications where airflow is required to wash over a window in a high humidity location.



MODELS

- 91610 - Supply or return linear bar grille with 0° or 15° blade deflection, 3/8" bar spacing, and 1/8" bar thickness
- 91620 - Supply or return linear bar grille with 0° or 15° blade deflection, 1/2" bar spacing, and 1/8" bar thickness
- 91520 - Supply or return linear bar grille with 0° blade deflection, 1/2" bar spacing, and 1/4" bar thickness

FEATURES

- Single section lengths from 4" to 60"; widths from 4" - 24"
- 304 Stainless steel construction (316 optional)
- Standard finish is 90 - #4 Satin Polish or 44 - British White

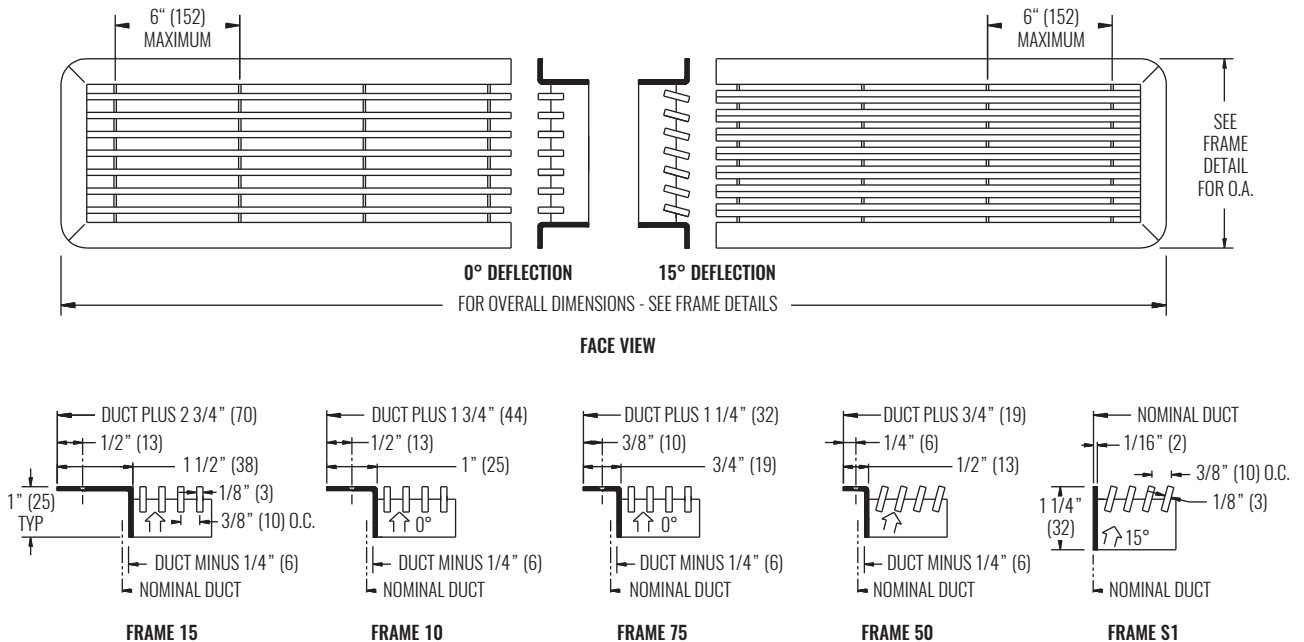
OPTIONS

- Concealed fastening

ACCESSORIES

- Stainless steel OBD welded to unit, adjustable from face of grille (model 9OBD)
- Blank-off strip
- Linear straightening grid

DIMENSIONAL DATA | 91610



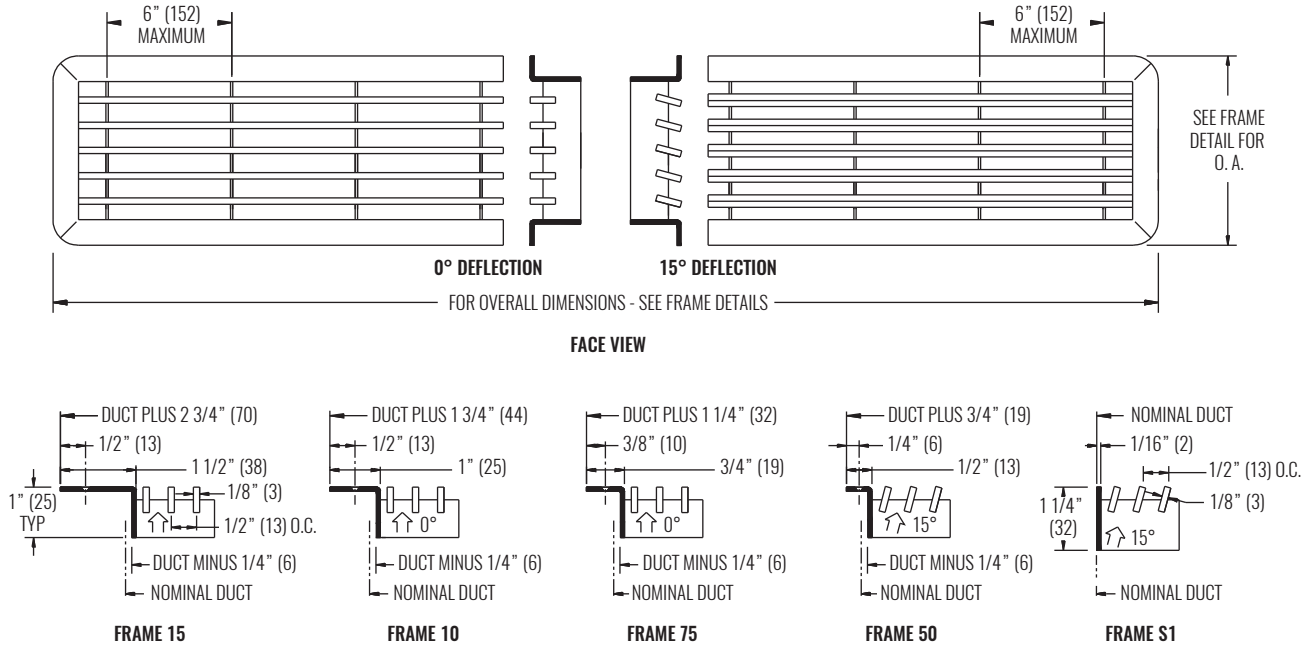
NOTE: Dimensions in parentheses are millimeters (mm).

91610, 91620, 91520

Stainless Steel Supply Grilles, Linear Bar

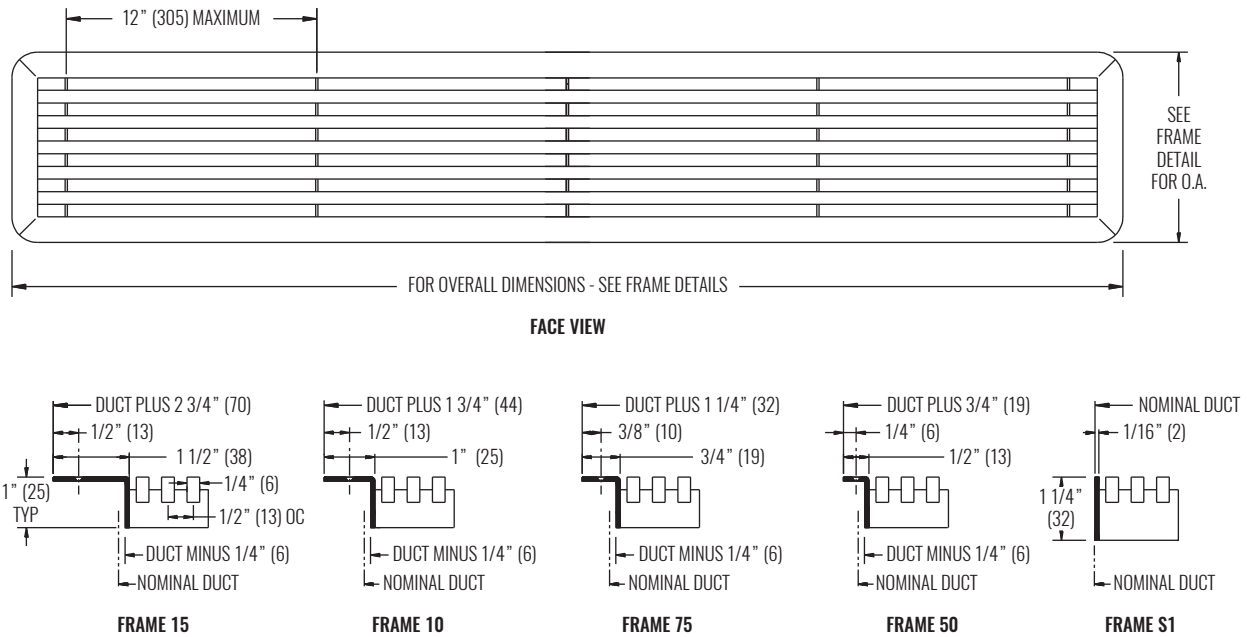


DIMENSIONAL DATA | 91620



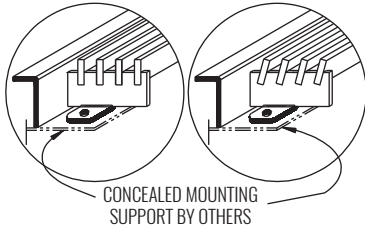
NOTE: Dimensions in parentheses are millimeters (mm).

DIMENSIONAL DATA | 91520

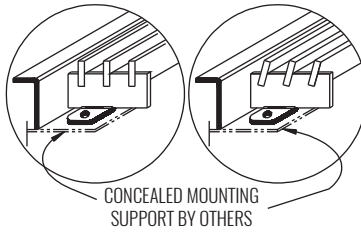


NOTE: Dimensions in parentheses are millimeters (mm).

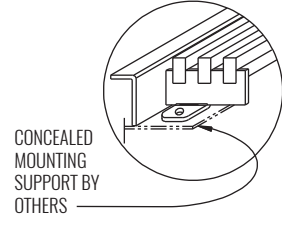
DIMENSIONAL DATA | CONCEALED FASTENING



91610 CONCEALED FASTENING

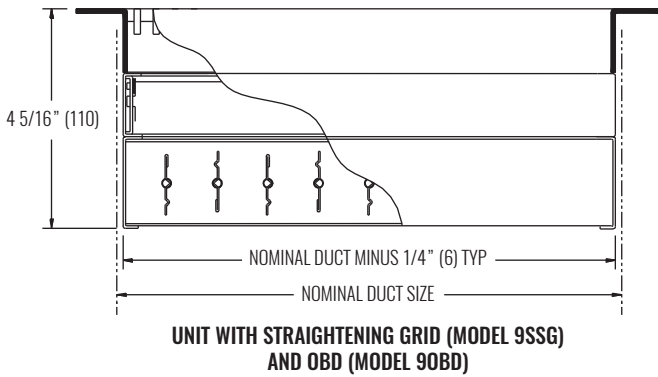


91620 CONCEALED FASTENING



91520 CONCEALED FASTENING

DIMENSIONAL DATA | ACCESSORIES



NOTE: Dimensions in parentheses are millimeters (mm).

